





Test Report issued under the responsibility of:



<b>TEST REPORT</b> <b>IEC TR 62778</b> <b>Application of IEC 62471 for the assessment of blue light hazard to light sources and luminaires</b>	
<b>Report Number.....</b>	6173835.50P
<b>Date of issue .....</b>	2023-11-17
<b>Total number of pages .....</b>	22
<b>Name of Testing Laboratory preparing the Report .....</b>	DEKRA Testing and Certification (Shanghai) Ltd. 3/F, #250, Jiangchangsan Road building 16 Headquarter Economy Park Shibei Hi-Tech Park, Jing'an District, Shanghai, P.R.C 200436
<b>Applicant's name .....</b>	Lumileds (Shanghai) Management Co., Ltd.
<b>Address.....</b>	Building 1-A, No.19&20, Lane 299, Wenshui Road, JingAn District, 200072 Shanghai, China
<b>Test specification:</b>	
<b>Standard .....</b>	IEC TR 62778:2014 (Second Edition)
<b>Test procedure .....</b>	CB scheme
<b>Non-standard test method .....</b>	N/A
<b>Test Report Form No. ....</b>	IEC62778A
<b>Test Report Form(s) Originator ....</b>	TÜV SÜD Product Service GmbH
<b>Master TRF .....</b>	Dated 2016-02
<b>Copyright © 2016 IEC System of Conformity Assessment Schemes for Electrotechnical Equipment and Components (IECEE System). All rights reserved.</b> This publication may be reproduced in whole or in part for non-commercial purposes as long as the IECEE is acknowledged as copyright owner and source of the material. IECEE takes no responsibility for and will not assume liability for damages resulting from the reader's interpretation of the reproduced material due to its placement and context. If this Test Report Form is used by non-IECEE members, the IECEE/IEC logo and the reference to the CB Scheme procedure shall be removed. <b>This report is not valid as a CB Test Report unless signed by an approved CB Testing Laboratory and appended to a CB Test Certificate issued by an NCB in accordance with IECEE 02.</b>	
<b>General disclaimer:</b> The test results presented in this report relate only to the object tested. This report shall not be reproduced, except in full, without the written approval of the Issuing CB Testing Laboratory. The authenticity of this Test Report and its contents can be verified by contacting the NCB, responsible for this Test Report. The purpose of this report is only for export activities.	

<b>Test item description</b> ..... :	LED package	
<b>Trade Mark</b> ..... :	LUMILEDS	
<b>Manufacturer</b> .....	Lumileds (Shanghai) Management Co., Ltd. Building 1-A, No.19&20, Lane 299, Wenshui Road, JingAn District, 200072 Shanghai, China	
<b>Model/Type reference</b> .....	L 1 2 8 – a a b b S c 3 5 d d e e e series (For details see Model list)	
<b>Ratings</b> .....	Max current 300mA (For details see Model list)	
<b>Responsible Testing Laboratory (as applicable), testing procedure and testing location(s):</b>		
<input checked="" type="checkbox"/> <b>CB Testing Laboratory:</b>	DEKRA Testing and Certification (Shanghai) Ltd.	
<b>Testing location/ address</b> .....	3/F, #250, Jiangchangsan Road building 16 Headquater Economy Park Shibe Hi-Tech Park, Jing'an District, Shanghai, P.R.C 200436	
<input type="checkbox"/> <b>Associated CB Testing Laboratory:</b>		
<b>Testing location/ address</b> .....		
<b>Tested by (name, function, signature) .....</b>	Nancy Wang	
<b>Approved by (name, function, signature)...</b>	Hanson Zhang	
<b>Testing procedure: CTF Stage 1:-</b>		
<b>Testing location/ address</b> .....		
<b>Tested by (name, function, signature) .....</b>		
<b>Approved by (name, function, signature) .....</b>		
<b>Testing procedure: CTF Stage 2:-</b>		
<b>Testing location/ address</b> .....		
<b>Tested by (name + signature) .....</b>		
<b>Witnessed by (name, function, signature) .....</b>		
<b>Approved by (name, function, signature) .....</b>		
<b>Testing procedure: CTF Stage 3:-</b>		
<b>Testing procedure: CTF Stage 4:-</b>		
<b>Testing location/ address</b> .....		

Tested by (name, function, signature) .....		
Witnessed by (name, function, signature) .....		
Approved by (name, function, signature) .....		
Supervised by (name, function, signature) .....		

**List of Attachments (including a total number of pages in each attachment):**

- Appendix 1: Photo Documentation
- Appendix 2: Model List
- Appendix 3: Relative Spectrum Of Tested Sample(s)
- Appendix 4: Table 6.1 Based On IEC 62471:2006
- Appendix 5: Table 6.1 Based On EN62471:2008, Attachment To IEC 62471 European Group Differences And National Differences

**Summary of testing:****Tests performed (name of test and test clause):**

These tests fulfil the requirements of standard ISO/IEC 17025.

When determining the test conclusion, the Measurement Uncertainty of test has been considered.

The tested sample of  
L128-6580SA35A00A1  
L128-5780SA35A00A1

**L128-6580SA35A00F1 (300mA)**

Have been tested according to the IEC 62471(first edition, 2006-07) **at 200mm** and been classified as **RG 0**

Have been tested according to the EN 62471:2008 **at 200mm** and been classified as **RG 1**

Have been tested according to the IEC/TR 62778:2014 and been classified as **RG 1**  
**Unlimited for blue light hazard.**

**Testing location:**

DEKRA Testing and Certification (Shanghai) Ltd.  
3/F, #250, Jiangchangsan Road building 16  
Headquater Economy Park Shibe Hi-Tech Park,  
Jing'an District, Shanghai, P.R.C 200436

**Summary of compliance with National Differences (List of countries addressed): EN Standards**

EN 62471:2008

☒ **The product fulfills the requirements**

**Copy of marking plate:**

**The artwork below may be only a draft. The use of certification marks on a product must be authorized by the respective NCBs that own these marks.**

N/A

<b>Test item particulars.....:</b> See below	
<b>Product evaluated.....:</b>	<input checked="" type="checkbox"/> LED package <input type="checkbox"/> LED module <input type="checkbox"/> Lamp <input type="checkbox"/> Luminaire
<b>Rated voltage (V) .....</b>	--
<b>Rated current (mA) .....</b>	Max current 300mA
<b>Rated CCT (K).....</b>	--
<b>Rated Luminance (Mcd/m<sup>2</sup>) .....</b>	--
<b>Component report data used .....</b>	<input checked="" type="checkbox"/> Not applicable <input type="checkbox"/> LED package <input type="checkbox"/> LED module <input type="checkbox"/> Lamp Report number: --
<b>Possible test case verdicts:</b>	
- test case does not apply to the test object.....: N/A	
- test object does meet the requirement.....: P (Pass)	
- test object does not meet the requirement.....: F (Fail)	
<b>Testing.....:</b> --	
<b>Date of receipt of test item .....</b> : 2023-10-30	
<b>Date (s) of performance of tests .....</b> : 2023-11-13	
<b>General remarks:</b>	
"(See Enclosure #)" refers to additional information appended to the report. "(See appended table)" refers to a table appended to the report.  <b>Throughout this report a <input checked="" type="checkbox"/> comma / <input type="checkbox"/> point is used as the decimal separator.</b>  The product complied with the following standards: <input checked="" type="checkbox"/> IEC 62471:2006 <input checked="" type="checkbox"/> EN 62471:2008 <input type="checkbox"/> IEC TR 62471-2:2009 <input checked="" type="checkbox"/> IEC TR 62778:2014  Decision rules applied Procedure 2 "Accuracy Method" as stated in the IEC Guide 115:2007.	
<b>Manufacturer's Declaration per sub-clause 4.2.5 of IEC 60529:</b>	
The application for obtaining a CB Test Certificate includes more than one factory location and a declaration from the Manufacturer stating that the sample(s) submitted for evaluation is (are) representative of the products from each factory has been provided ..... :	<input type="checkbox"/> Yes <input checked="" type="checkbox"/> Not applicable

**When differences exist; they shall be identified in the General product information section.**

**Name and address of factory (ies) .....** : Lumileds (Shanghai) Management Co., Ltd.  
Building 1-A, No.19&20, Lane 299, Wenshui Road,  
JingAn District, 200072 Shanghai, China

**General product information:**

Full tests were performed on model L128-6580SA35A00A1, L128-5780SA35A00A1 and L128-6580SA35A00F1.

The products considered as worst case which should be evaluated at 200mm.

The sample of L128-6580SA35A00A1 was tested at 200mm from the light source. CCT of spectral irradiance was found at 7182 K.

The sample of L128-5780SA35A00A1 was tested at 200mm from the light source. CCT of spectral irradiance was found at 6253 K.

The sample of L128-6580SA35A00F1 was tested at 200mm from the light source. CCT of spectral irradiance was found at 6228 K.

Base on the Model list which listed on the appendix 2, The tested sample can be considered as  
☐ typical product   ☒ worst product  
 Which the results can be reference used for the other models.

Type test was performed according to IEC 62471:2006 procedure.

**Amendment 1 report:**

The original test report 6111899.50P, dated 2021-08-25 was modified to include the following additions:

- An alternative new model L128-6580SA35A00F1 was added.

After review, full tests were performed on model **L128-6580SA35A00F1**.

IEC TR 62778			
Clause	Requirement + Test	Result - Remark	Verdict
<b>7</b>	<b>MEASUREMENT INFORMATION FLOW</b>		<b>P</b>
<b>7.1</b>	<b>Basic flow</b>		<b>P</b>
	'Law of conservation of luminance' applied		N/A
	Use of only true luminance/radiance values		P
	In case of luminaire: The light source is operated in the luminaire under similar conditions as when tested as a component		N/A
	In case $E_{thr}$ value for RG2 was established the peak value was derived from angular light distribution		N/A
<b>7.2</b>	<b>Conditions for the radiance measurement</b>		<b>P</b>
	Standard condition applied (200mm distance, 0,011rad field of view)		P
	Non-standard condition applied		N/A
<b>7.3</b>	<b>Special cases (I): Replacement by a lamp or LED module of another type</b>		<b>N/A</b>
	Light source is a white light source		N/A
	Evaluation done based on highest luminance		N/A
	Evaluation done based on CCT value		N/A
<b>7.4</b>	<b>Special cases (II): Arrays and clusters of primary light sources</b>		<b>N/A</b>
	LED package is evaluated as ..... :	<input type="checkbox"/> RG0 unlimited <input type="checkbox"/> RG1 unlimited	N/A
	$E_{thr}$ of LED package applies to array		N/A
<b>8</b>	<b>RISK GROUP CLASSIFICATION</b>		<b>P</b>
	Risk group achieved:		P
	- ..Risk Group 0 unlimited		N/A
	- ..Risk Group 1 unlimited		P
	- $E_{thr}$ ..... (lx) : Distance to reach RG1 ..... (m) :		N/A



IEC TR 62778			
Clause	Requirement + Test	Result - Remark	Verdict

	<b>TABLE: Spectroradiometric measurement</b>				
	Measurement performed on:	<input checked="" type="checkbox"/> LED package <input type="checkbox"/> LED module <input type="checkbox"/> Lamp <input type="checkbox"/> Luminaire			
	Model number.....	L128-6580SA35A00F1 (300mA)			
	Test voltage (V) .....	3,0 Vdc			—
	Test current (mA) .....	300 mA			—
	Test frequency (Hz).....	--			—
	Ambient, t(°C) .....	25°C			—
	Measurement distance.....	<input checked="" type="checkbox"/> 20 cm <input type="checkbox"/> ... cm			—
	Source size .....	<input type="checkbox"/> Non-small <input checked="" type="checkbox"/> Small			—
	Field of view .....	<input type="checkbox"/> 100 mrad <input type="checkbox"/> 11 mrad <input checked="" type="checkbox"/> for small sources			—
Item		Symb ol	Units	Result	Remark
Correlated colour temperature		CCT	K	6228	
x/y colour coordinates				0,3171 / 0,3364	
Blue light hazard radiance		L <sub>B</sub>	W/(m <sup>2</sup> •sr <sup>1</sup> )	--	@11mrad
Blue light hazard irradiance		E <sub>B</sub>	W/m <sup>2</sup>	0,54E+00	
Luminance		L	cd/m <sup>2</sup>	1,00E+07	@11mrad
Illuminance		E	lx	5,10E+02	
Supplementary information: N/A					

IEC TR 62778			
Clause	Requirement + Test	Result - Remark	Verdict

	<b>TABLE: Spectroradiometric measurement</b>				
	Measurement performed on:	<input checked="" type="checkbox"/> LED package <input type="checkbox"/> LED module <input type="checkbox"/> Lamp <input type="checkbox"/> Luminaire			
	Model number.....	L128-6580SA35A00A1			
	Test voltage (V) .....	3,0 Vdc			—
	Test current (mA) .....	300 mA			—
	Test frequency (Hz).....	--			—
	Ambient, t(°C) .....	25°C			—
	Measurement distance.....	<input checked="" type="checkbox"/> 20 cm <input type="checkbox"/> ... cm			—
	Source size .....	<input type="checkbox"/> Non-small <input checked="" type="checkbox"/> Small			—
	Field of view .....	<input type="checkbox"/> 100 mrad <input type="checkbox"/> 11 mrad <input checked="" type="checkbox"/> for small sources			—
Item		Symb ol	Units	Result	Remark
Correlated colour temperature		CCT	K	7182	
x/y colour coordinates				0,3035 / 0,3166	
Blue light hazard radiance		L <sub>B</sub>	W/(m <sup>2</sup> •sr <sup>1</sup> )	--	@11mrad
Blue light hazard irradiance		E <sub>B</sub>	W/m <sup>2</sup>	0,47E+00	
Luminance		L	cd/m <sup>2</sup>	6,78E+06	@11mrad
Illuminance		E	lx	5,06E+02	
Supplementary information:					
N/A					

IEC TR 62778			
Clause	Requirement + Test	Result - Remark	Verdict

	<b>TABLE: Spectroradiometric measurement</b>				
	Measurement performed on:	<input checked="" type="checkbox"/> LED package <input type="checkbox"/> LED module <input type="checkbox"/> Lamp <input type="checkbox"/> Luminaire			
	Model number.....	L128-5780SA35A00A1			
	Test voltage (V) .....	3,0 Vdc			—
	Test current (mA) .....	300 mA			—
	Test frequency (Hz).....	--			—
	Ambient, t(°C) .....	25°C			—
	Measurement distance.....	<input checked="" type="checkbox"/> 20 cm <input type="checkbox"/> ... cm			—
	Source size .....	<input type="checkbox"/> Non-small <input checked="" type="checkbox"/> Small			—
	Field of view .....	<input type="checkbox"/> 100 mrad <input type="checkbox"/> 11 mrad <input checked="" type="checkbox"/> for small sources			—
Item		Symb ol	Units	Result	Remark
Correlated colour temperature		CCT	K	6253	
x/y colour coordinates				0,3177 / 0,3259	
Blue light hazard radiance		L <sub>B</sub>	W/(m <sup>2</sup> •sr <sup>1</sup> )	--	@11mrad
Blue light hazard irradiance		E <sub>B</sub>	W/m <sup>2</sup>	0,37E+00	
Luminance		L	cd/m <sup>2</sup>	5,92E+06	@11mrad
Illuminance		E	lx	4,31E+02	
Supplementary information:					
N/A					

IEC TR 62778			
Clause	Requirement + Test	Result - Remark	Verdict

	TABLE: Angular light distribution	N/A

**List of test equipment used:**

A completed list of used test equipment shall be provided in the Test Reports when a Manufacturer Testing Laboratory according to CTF stage 1 or CTF stage 2 procedure has been used.

Note: This page may be removed when CTF stage 1 CTF stage 2 are not used. See also clause 4.8 in OD 2020 for more details.

Clause	Measurement / testing	Testing / measuring equipment / material used, (Equipment ID)	Range used	Last Calibration date	Calibration due date
7	Irradiance measurements Radiance measurements	IDR 300 Monochromator (SH 344)	200-3000nm	/	/
7	Radiance measurements	S009 Telescope (SH 345)	300-1400nm	/	/
7	Radiance measurements	SRS 12 Radiance Standard (SH 348)	300-1400nm	2023/2/25	2024/2/24
7	Irradiance measurements	CL6 Spectral irradiance standard (SH 350)	300-3000nm	2023/2/25	2024/2/24
7	Irradiance measurements	CL7 Spectral irradiance standard (SH 351)	200-400nm	2023/2/25	2024/2/24
7	Irradiance measurements	Photometric detector head (SH 359)	380nm-800nm	2023/2/26	2024/2/25
7	Irradiance measurements Radiance measurements	Wattmeter (SH030)	500V,40A	2023/10/10	2024/10/10

Appendix 1: Photo Documentation



L128-6580SA35A00F1



L128-6580SA35A00A1



L128-5780SA35A00A1

**Appendix 2: Model List**

The tested samples **L128-6580SA35A00F1** are considered the worst case in their respective part groups. The risk group classification is applicable to all parts covered by the part number nomenclature below.

L 1 2 8 – a a b b S c 3 5 d d e e e

Where:

a a – designates nominal ANSI CCT (27=2700K, 30=3000K, 35=3500K, 40=4000K, 50=5000K, 57=5700K, 65=6500K);

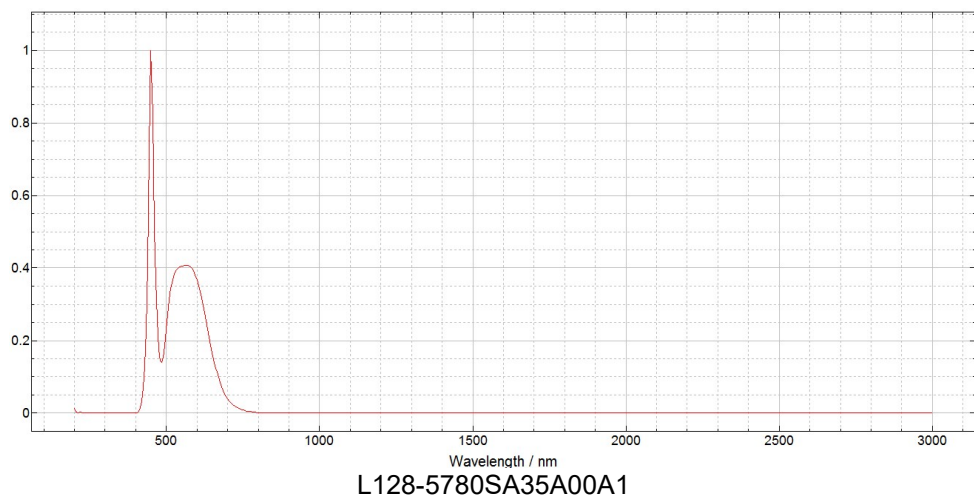
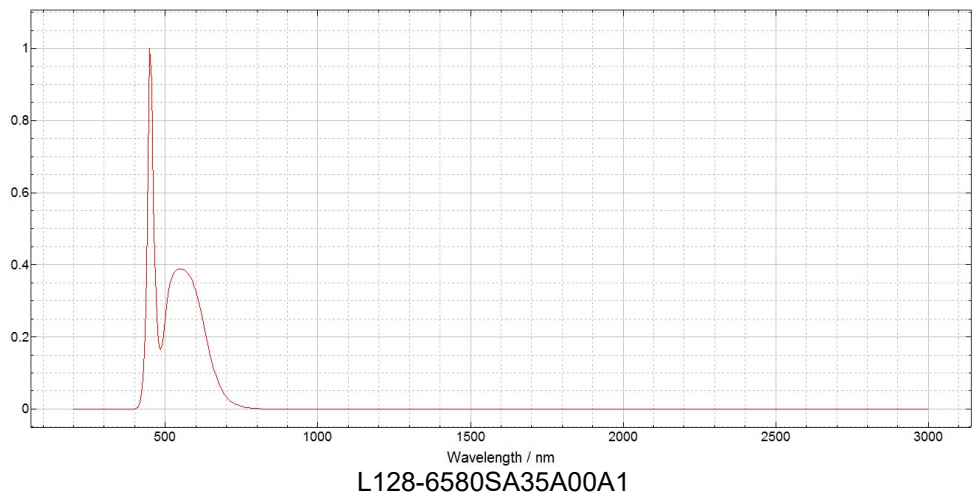
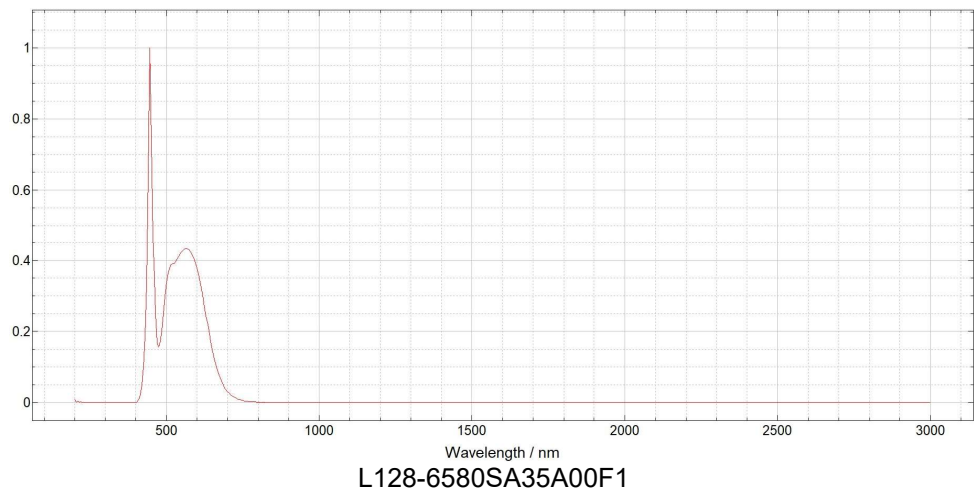
b b – designates minimum CRI (70=70CRI, 80=80CRI and 90=90CRI);

c – designates voltage of the part (A=3V, B = 6V; C = 9V; D = 12V; E = 18V; F = 36V; G = 54V);

d d – designates options for product specification;

e e e – designates options for product specification

Appendix 3: Relative Spectrum Of Tested Sample(s)





Appendix 4: Table 6.1 Based On IEC 62471:2006

DUT: L128-6580SA35A00F1 (300mA), Evaluation Distance: 200mm, Angular subtense of the apparent source  $\alpha$ : 3,62 mrad

IEC 62471									
Clause	Requirement + Test				Result – Remark				Verdict

Table 6.1		Emission limits for risk groups of continuous wave lamps							
Risk	Action spectrum	Symbol	Units	Emission Measurement					
				Exempt		Low risk		Mod risk	
				Limit	Result	Limit	Result	Limit	Result
Actinic UV	$S_{UV}(\lambda)$	$E_s$	$W \cdot m^{-2}$	0,001	0,0000	0,003		0,03	
Near UV		$E_{UVA}$	$W \cdot m^{-2}$	10	0,0000	33		100	
Blue light	$B(\lambda)$	$L_B$	$W \cdot m^{-2} \cdot sr^{-1}$	100	--	10000		4000000	
Blue light, small source	$B(\lambda)$	$E_B$	$W \cdot m^{-2}$	1,0*	0,54E+00	1,0		400	
Retinal thermal	$R(\lambda)$	$L_R$	$W \cdot m^{-2} \cdot sr^{-1}$	28000/ $\alpha$	1,54E+05	28000/ $\alpha$		71000/ $\alpha$	
Retinal thermal, weak visual stimulus**	$R(\lambda)$	$L_{IR}$	$W \cdot m^{-2} \cdot sr^{-1}$	6000/ $\alpha$	--	6000/ $\alpha$		6000/ $\alpha$	
IR radiation, eye		$E_{IR}$	$W \cdot m^{-2}$	100	0,04	570		3200	
* Small source defined as one with $\alpha < 0,011$ radian. Averaging field of view at 10000 s is 0,1 radian.									
** Involves evaluation of non-GLS source									

DUT: L128-6580SA35A00A1 (300mA), Evaluation Distance: 200mm, Angular subtense of the apparent source  $\alpha$ : 3,62 mrad

IEC 62471			
Clause	Requirement + Test	Result – Remark	Verdict

Table 6.1		Emission limits for risk groups of continuous wave lamps							
Risk	Action spectrum	Symbol	Units	Emission Measurement					
				Exempt		Low risk		Mod risk	
				Limit	Result	Limit	Result	Limit	Result
Actinic UV	$S_{UV}(\lambda)$	$E_s$	$W \cdot m^{-2}$	0,001	0,0000	0,003		0,03	
Near UV		$E_{UVA}$	$W \cdot m^{-2}$	10	0,0000	33		100	
Blue light	$B(\lambda)$	$L_B$	$W \cdot m^{-2} \cdot sr^{-1}$	100	--	10000		4000000	
Blue light, small source	$B(\lambda)$	$E_B$	$W \cdot m^{-2}$	1,0*	0,47E+00	1,0		400	
Retinal thermal	$R(\lambda)$	$L_R$	$W \cdot m^{-2} \cdot sr^{-1}$	28000/ $\alpha$	1,16E+05	28000/ $\alpha$		71000/ $\alpha$	
Retinal thermal, weak visual stimulus**	$R(\lambda)$	$L_{IR}$	$W \cdot m^{-2} \cdot sr^{-1}$	6000/ $\alpha$	--	6000/ $\alpha$		6000/ $\alpha$	
IR radiation, eye		$E_{IR}$	$W \cdot m^{-2}$	100	0,07	570		3200	
* Small source defined as one with $\alpha < 0,011$ radian. Averaging field of view at 10000 s is 0,1 radian.									
** Involves evaluation of non-GLS source									

DUT: L128-5780SA35A00A1 (300mA), Evaluation Distance: 200mm, Angular subtense of the apparent source  $\alpha$ : 3,62 mrad

IEC 62471			
Clause	Requirement + Test	Result – Remark	Verdict

Table 6.1		Emission limits for risk groups of continuous wave lamps							
Risk	Action spectrum	Symbol	Units	Emission Measurement					
				Exempt		Low risk		Mod risk	
				Limit	Result	Limit	Result	Limit	Result
Actinic UV	$S_{UV}(\lambda)$	$E_s$	$W \cdot m^{-2}$	0,001	0,0000	0,003		0,03	
Near UV		$E_{UVA}$	$W \cdot m^{-2}$	10	0,0000	33		100	
Blue light	$B(\lambda)$	$L_B$	$W \cdot m^{-2} \cdot sr^{-1}$	100	--	10000		4000000	
Blue light, small source	$B(\lambda)$	$E_B$	$W \cdot m^{-2}$	1,0*	0,37E+00	1,0		400	
Retinal thermal	$R(\lambda)$	$L_R$	$W \cdot m^{-2} \cdot sr^{-1}$	28000/ $\alpha$	9,42E+04	28000/ $\alpha$		71000/ $\alpha$	
Retinal thermal, weak visual stimulus**	$R(\lambda)$	$L_{IR}$	$W \cdot m^{-2} \cdot sr^{-1}$	6000/ $\alpha$	--	6000/ $\alpha$		6000/ $\alpha$	
IR radiation, eye		$E_{IR}$	$W \cdot m^{-2}$	100	0,08	570		3200	
* Small source defined as one with $\alpha < 0,011$ radian. Averaging field of view at 10000 s is 0,1 radian.									
** Involves evaluation of non-GLS source									

Appendix 5: Table 6.1 Based On EN62471:2008, Attachment To IEC 62471 European Group Differences And National Differences

DUT: L128-6580SA35A00F1 (300mA), Evaluation Distance: 200mm, Angular subtense of the apparent source  $\alpha$ : 3,62 mrad

EN 62471									
Clause	Requirement + Test				Result – Remark			Verdict	

Table 6.1 Emission limits for risk groups of continuous wave lamps (based on EU Directive 2006/25/EC)									
Risk	Action spectrum	Symbol	Units	Emission Measurement					
				Exempt		Low risk		Mod risk	
				Limit	Result	Limit	Result	Limit	Result
Actinic UV	$S_{UV}(\lambda)$	$E_s$	$W \cdot m^{-2}$	0,001	0,0000	--	--	--	--
Near UV		$E_{UVA}$	$W \cdot m^{-2}$	0,33	0,0000	--	--	--	--
Blue light	$B(\lambda)$	$L_B$	$W \cdot m^{-2} \cdot sr^{-1}$	100	--	10000		4000000	
Blue light, small source	$B(\lambda)$	$E_B$	$W \cdot m^{-2}$	0,01*	0,54E+00	1,0	0,54E+00	400	
Retinal thermal	$R(\lambda)$	$L_R$	$W \cdot m^{-2} \cdot sr^{-1}$	28000/ $\alpha$	1,54E+05	28000/ $\alpha$		71000/ $\alpha$	
Retinal thermal, weak visual stimulus**	$R(\lambda)$	$L_{IR}$	$W \cdot m^{-2} \cdot sr^{-1}$	545000 0,0017 ≤ $\alpha$ ≤ 0,011	--				
				6000/ $\alpha$ 0,011 ≤ $\alpha$ ≤ 0,1	--				
IR radiation, eye		$E_{IR}$	$W \cdot m^{-2}$	100	0,04	570		3200	

\* Small source defined as one with  $\alpha < 0,011$  radian. Averaging field of view at 10000 s is 0,1 radian.

\*\* Involves evaluation of non-GLS source

NOTE The action functions: see Table 4.1 and Table 4.2  
The applicable aperture diameters: see 4.2.1  
The limitations for the angular subtenses: see 4.2.2  
The related measurement condition 5.2.3 and the range of acceptance angles: see Table 5.5.

DUT: L128-6580SA35A00A1 (300mA), Evaluation Distance: 200mm, Angular subtense of the apparent source  $\alpha$ : 3,62 mrad

EN 62471									
Clause	Requirement + Test				Result – Remark			Verdict	

Table 6.1 Emission limits for risk groups of continuous wave lamps (based on EU Directive 2006/25/EC)									
Risk	Action spectrum	Symbol	Units	Emission Measurement					
				Exempt		Low risk		Mod risk	
				Limit	Result	Limit	Result	Limit	Result
Actinic UV	$S_{UV}(\lambda)$	$E_s$	$W \cdot m^{-2}$	0,001	0,0000	--	--	--	--
Near UV		$E_{UVA}$	$W \cdot m^{-2}$	0,33	0,0000	--	--	--	--
Blue light	$B(\lambda)$	$L_B$	$W \cdot m^{-2} \cdot sr^{-1}$	100	--	10000		4000000	
Blue light, small source	$B(\lambda)$	$E_B$	$W \cdot m^{-2}$	0,01*	0,47E+00	1,0	0,47E+00	400	
Retinal thermal	$R(\lambda)$	$L_R$	$W \cdot m^{-2} \cdot sr^{-1}$	28000/ $\alpha$	1,16E+05	28000/ $\alpha$		71000/ $\alpha$	
Retinal thermal, weak visual stimulus**	$R(\lambda)$	$L_{IR}$	$W \cdot m^{-2} \cdot sr^{-1}$	545000 0,0017 ≤ $\alpha$ ≤ 0,011	--				
				6000/ $\alpha$ 0,011 ≤ $\alpha$ ≤ 0,1	--				
IR radiation, eye		$E_{IR}$	$W \cdot m^{-2}$	100	0,07	570		3200	
<p>* Small source defined as one with <math>\alpha &lt; 0,011</math> radian. Averaging field of view at 10000 s is 0,1 radian.</p> <p>** Involves evaluation of non-GLS source</p> <p>NOTE The action functions: see Table 4.1 and Table 4.2  The applicable aperture diameters: see 4.2.1  The limitations for the angular subtenses: see 4.2.2  The related measurement condition 5.2.3 and the range of acceptance angles: see Table 5.5.</p>									

DUT: L128-5780SA35A00A1 (300mA), Evaluation Distance: 200mm, Angular subtense of the apparent source  $\alpha$ : 3,62 mrad

EN 62471									
Clause	Requirement + Test			Result – Remark				Verdict	
Table 6.1	Emission limits for risk groups of continuous wave lamps (based on EU Directive 2006/25/EC)								
Risk	Action spectrum	Symbol	Units	Emission Measurement					
				Exempt		Low risk		Mod risk	
				Limit	Result	Limit	Result	Limit	Result
Actinic UV	S <sub>UV</sub> (λ)	E <sub>s</sub>	W•m <sup>-2</sup>	0,001	0,0000	--	--	--	--
Near UV		E <sub>UVA</sub>	W•m <sup>-2</sup>	0,33	0,0000	--	--	--	--
Blue light	B(λ)	L <sub>B</sub>	W•m <sup>-2</sup> •sr <sup>-1</sup>	100	--	10000		4000000	
Blue light, small source	B(λ)	E <sub>B</sub>	W•m <sup>-2</sup>	0,01*	0,37E+00	1,0	0,37E+00	400	
Retinal thermal	R(λ)	L <sub>R</sub>	W•m <sup>-2</sup> •sr <sup>-1</sup>	28000/α	9,42E+04	28000/α		71000/α	
Retinal thermal, weak visual stimulus**	R(λ)	L <sub>IR</sub>	W•m <sup>-2</sup> •sr <sup>-1</sup>	545000 0,0017≤ α ≤ 0,011	--				
				6000/α 0,011≤ α ≤ 0,1	--				
IR radiation, eye		E <sub>IR</sub>	W•m <sup>-2</sup>	100	0,08	570		3200	
* Small source defined as one with α < 0,011 radian. Averaging field of view at 10000 s is 0,1 radian.									
** Involves evaluation of non-GLS source									
NOTE The action functions: see Table 4.1 and Table 4.2 The applicable aperture diameters: see 4.2.1 The limitations for the angular subtenses: see 4.2.2 The related measurement condition 5.2.3 and the range of acceptance angles: see Table 5.5.									

-----End-----